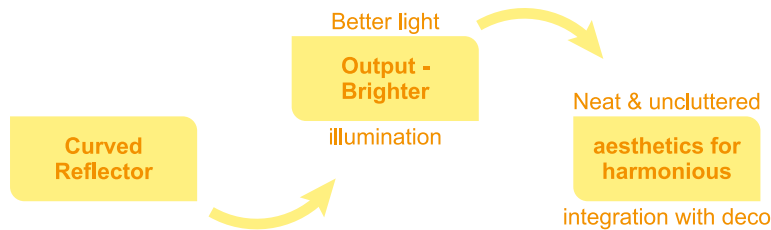


This New Generation Mirror Reflector fitting presents a fresh approach to fulfill your lighting requirements. It's continuous curved-back reflector in combination with the front shielding louvre provides:-

- direct illumination for delivering ambience to the horizontal task surface.
- indirect illumination for optimum amount of diffused light to the vertical surface.

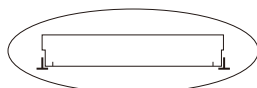
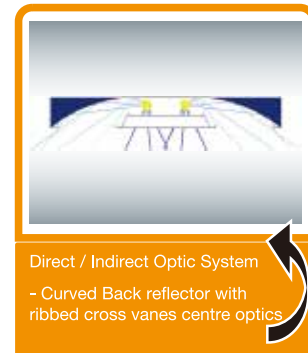


Imperial / Metric Ceiling Type Recessed Tee Bar Mounted Fitting

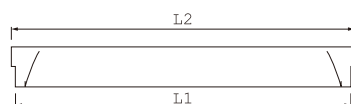
Dimension of Fittings

Model	Wattage (Tubes)	Length L1	Length L2	Profile
ULI 2222/AL	2 x 18W	598mm	610mm	
ULI 3222/AL	3 x 18W	598mm	610mm	
ULI 4222/AL	4 x 18W	598mm	610mm	
ULI 2424/AL	2 x 36W	1208mm	1220mm	
ULI 3424/AL	3 x 36W	1208mm	1220mm	
ULI 4424/AL	4 x 36W	1208mm	1220mm	

ULI 2222/AL/MM	2 x 18W	595mm	610mm	
ULI 3222/AL/MM	3 x 18W	595mm	610mm	
ULI 4222/AL/MM	4 x 18W	595mm	610mm	
ULI 2424/AL/MM	2 x 36W	1195mm	1220mm	
ULI 3424/AL/MM	3 x 36W	1195mm	1220mm	
ULI 4424/AL/MM	4 x 36W	1195mm	1220mm	



As mounted on Tee Bar



Optional:  
Double Parabolic central optics